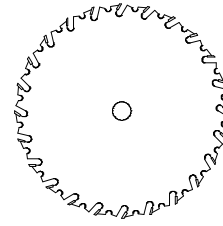



W-350 MHD MANUAL

DUAL SIDE SHARPENER



The W-350 Manual Heavy Duty Dual Side Sharpener may increase saw performance by improving tooth accuracy. Both sides of the tooth are sharpened in a single pass reducing

labor by at least 50 percent as compared to single side sharpening. Our most accurate manual dual side sharpener, the W-350 MHD makes precision sharpening of retipped saws a snap.

Specifications and availability subject to change without notice.

SAW SHARPENING SYSTEMS

See us on the Internet at ...
WWW.WRIGHTTOOLS.COM

W-350 MHD DUAL SIDE SHARPENER

Features

- FILTERED FULL FLOOD COOLANT
- PRECISION SPINDLE
- LOW VOLTAGE WORK LIGHT
- DIAL INDICATED SIDE CLEARANCE
- 2 3/4 H.P. 3 PHASE SPINDLE MOTORS
- MULTI V BELT DRIVE
- IMPROVED WHEEL GUARDS
- AUTOMATIC AIR SAW CLAMP
- HEAVY CONSTRUCTION


Technical

Independently adjustable twin grinding heads with precision spindle and drive are smoothly actuated by a large pull handle. All moving parts in this system are ball or roller bearings giving many years of smooth trouble free operation. All tooth angles are easily adjusted allowing peak saw performance. Filtered coolant is delivered to the grind and held in place by the wheel guard's design improving accuracy, wheel life, work environment, and productivity.

Designed from the start to be a wet sharpener the W-350 keeps coolant and grinding particles away from moving parts increasing accuracy and machine life. Operator training and set up are fast and easy to learn. The W-350 MHD is a machine that can grow with your needs. Field retrofitable automation turns this manual machine into an automatic with minimal capital outlay.

Specifications

| | |
|-------------------|----------------------|
| Circle saw size | 6" TO 36" |
| Power Consumption | 2 KW |
| Air | 1 C.F.M. @ 80 P.S.I. |
| Voltage std. | 230V 3PH 50/60 |
| Ship Weight | 900 LBS. |
| Crate Size | 49" X 44" X 62" |



MADE IN U.S.A.
PRINTED IN U.S.A.
1995

WRIGHT MACHINE
365 PALMER AVE.
COTTAGE GROVE, OR.
97424
PHONE: 541-942-3712
FAX: 541-942-0730

Specifications and availability subject to change without notice.



See us on the Internet at ...
WWW.WRIGHTTOOLS.COM