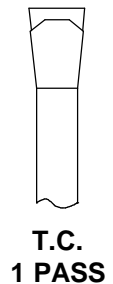
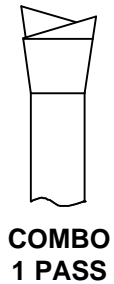

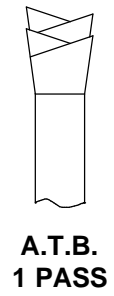
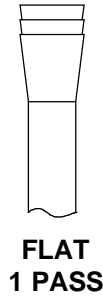
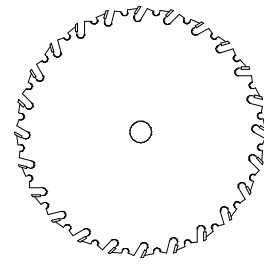
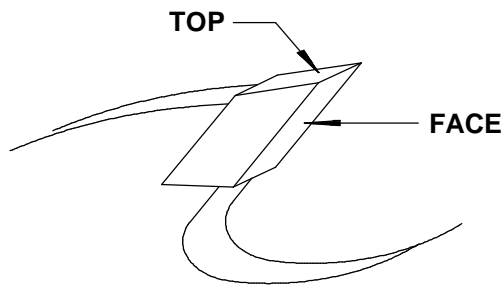


# W-150 HEAVY DUTY "E" AUTOMATIC



The Wright W-150 HD E model sharpens the top or face of circular saws. Heavy duty construction increases grind accuracy, productivity and machine life.

Versatility, dependability and the ability to grind many different tooth geometries in a single set up gives years of performance you can count on.

Specifications and availability subject to change without notice.

## SAW SHARPENING SYSTEMS

See us on the Internet at ...  
[WWW.WRIGHTTOOLS.COM](http://WWW.WRIGHTTOOLS.COM)


# W-150 HEAVY DUTY "E" AUTOMATIC

## Features

- FILTERED FULL FLOOD COOLANT
- TOOTH COUNTER WITH AUTO-STOP
- LOW VOLTAGE WORK LIGHT
- 1 H.P. SPINDLE MOTOR
- DUAL PRESSURE SAW CLAMP
- PRECISION SPINDLE
- PRECISION BEVEL ADJUSTMENT
- LOAD MONITOR
- POWER HOOK ADJUSTMENT
- POWER SAW LIFT
- SAW DIAMETER AUTO-SET
- MICROMETER PLATE ADJUSTMENT

## Specifications

Circle saw size	4" TO 30"
Power Consumption	1.5 kw
Voltage standard	230V 3PH 50/60
Air	2 C.F.M. @ 80 P.S.I.
Ship Weight	1,425 LBS.
Crate Size	49" X 44" X 62"
Max. Pitch	4-1/4"



MADE IN U.S.A.  
PRINTED IN U.S.A.  
1995

WRIGHT MACHINE  
365 PALMER AVE.  
COTTAGE GROVE, OR.  
97424  
PHONE: 541-942-3712  
FAX: 541-942-0730

Specifications and availability subject to change without notice.

## Technical

Improved saw sharpening accuracy is accomplished through lift off grind on return stroke, precision multi bearing spindle, heavy duty slide system, 1 horse power drive motor, and a massive construction design.

The load monitor adjusts the feed rate making quick work of tooth replacement and reduces the chance of grinding wheel damage. The powered saw lift automatically places the saw at the correct position reducing set up time.

Operation is a snap due to the simple, easy to operate controls. Efficient operation becomes second nature.

Field proven performance, first introduced in 1985 and refined with continual improvements, the W-150 HD series has become the "Industry Standard" top or face sharpener.

**WM** **W**RIGHT **M**ACHINE

See us on the Internet at ...  
[WWW.WRIGHTTOOLS.COM](http://WWW.WRIGHTTOOLS.COM)