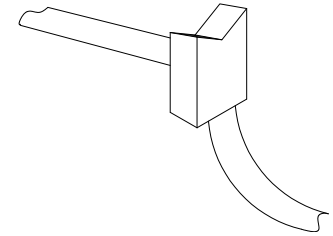

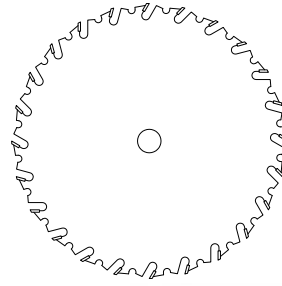



# W-150 HEAVY DUTY "V" AUTOMATIC



The Wright W-150 HD "V" model sharpens the V notch of circular saws. Heavy duty construction increases grind accuracy, productivity and machine life.

Specifications and availability subject to change without notice.

## SAW SHARPENING SYSTEMS

See us on the Internet at ...  
[WWW.WRIGHTTOOLS.COM](http://WWW.WRIGHTTOOLS.COM)

# W-150 HEAVY DUTY "V" AUTOMATIC

## TECHNICAL

The advent of "V" top carbide saws is improving edge finish where standard trim saws have traditionally been used. Promising results are being seen in a variety of new sawing applications. A ground "V" top surface is critical for accuracy and tooth life.

Improved accuracy and decreased grinding times are the result of a precision multi-bearing spindle combined with robust construction and proven mechanical systems.

Intuitive and easy to operate position controls allow quick and simple adjustment of top angles. In addition, the Wright engineered D-02008 diamond wheel is designed for free cutting and maintenance of the "V" shape.

## FEATURES

- "POSITIVE STOP" CAM ACTUATION WITH HIGH SPEED TIMING
- .0005 DOWN FEED ACCURACY
- ENGINEERED FOR MAXIMUM DIAMOND WHEEL LIFE
- FILTERED FULL FLOOD COOLANT
- TOOTH COUNTER WITH AUTO STOP
- PROVEN MACHINE SYSTEMS
- DIGITAL SPINDLE MOTOR LOAD METER
- POWERED SAW LIFT

## Specifications

Circle saw size      10" TO 30"  
Power Consumption      1.5 kw  
Voltage standard      230V 3PH 50/60  
Air      2 C.F.M. @ 80  
P.S.I.  
Ship Weight      1,425 LBS.  
Crate Size      49" X 44" X 62"

MADE IN U.S.A.  
PRINTED IN U.S.A.  
2008

WRIGHT MACHINE  
365 PALMER AVE.  
COTTAGE GROVE, OR.  
97424  
PHONE: 541-942-3712  
FAX: 541-942-0730

Specifications and availability subject to change without notice.



See us on the Internet at ...  
[WWW.WRIGHTTOOLS.COM](http://WWW.WRIGHTTOOLS.COM)

JUNE2008